

True Three-Phase Transformer Turns Ratio Tester **TRT Standard Series**

- Test voltages from 1 to 250 V AC
- Single-phase test voltage
- True three-phase test voltage
- The best turns ratio accuracy of 0.03%
- Automatic vector group detection
- Built-in tap changer control unit
- Detailed analysis of test results using Amperis software
- Interchangeable test leads with Three-phase Winding Ohmmeters & Tap Changer Analyzers TWA



Description

TRT Standard Series instruments are true three-phase, fully automatic test set specially designed for turns ratio, phase shift, and excitation current measurements of power, distribution and instrument transformers. TRT determines the transformer turns ratio by applying voltages across high voltage windings, accurately measuring voltages across the unloaded transformer windings, and then displaying the ratio of these voltages.

TRT is based on a state of the art technology, using the most advanced technique available today. The test set can be used to test single-phase and three-phase transformers, both with and without taps in accordance with the requirements of the IEC 60076-1 standard.

For a three-phase measurement, the test set is connected to all the three phases of a transformer to be tested. If specific vector diagrams are selected for different types of transformers, the TRT will run a specific test for each transformer type (i.e., single phase, Delta to wye/star, Wye/Star to delta, Delta to delta, Wye/Star to wye/star, Delta to zig-zag, etc.)

without a need to switch the test hookup cables. In addition, it can perform the test with true three-phase test voltage, allowing testing any transformer type. Following the test, it displays a turns ratio, phase shift, and excitation current obtained with single-phase and/or true three-phase tests.

TRT lets users enter a transformer's nameplate voltages for the turns ratio deviation calculation. This feature eliminates any error otherwise caused by an operator's manual calculation. The TRT also compares the test result with the nameplate ratio and prints out the % of error for each test.

Operating conditions messages or error messages identify incorrect test conditions, abnormal operating condition or transformer problems. TRT has a very high ability to cancel electrostatic and electromagnetic interference in HV electric fields. It is achieved by a very efficient filtration. The filtration is made utilizing the proprietary hardware and software design solutions.

Application

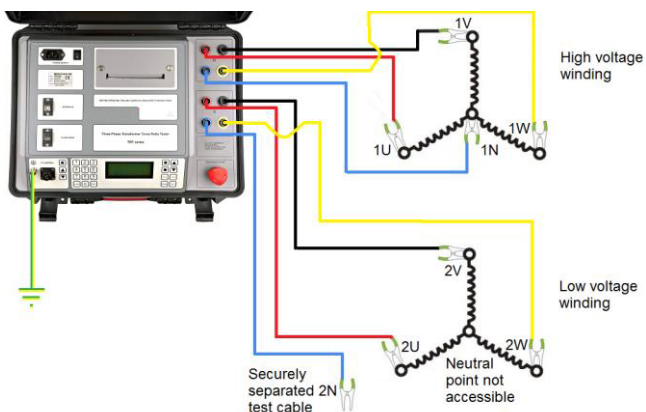
The list of instrument application includes:

- Turns ratio measurement
- Turns ratio deviation calculation
- Excitation current measurement
- Phase angle measurement
- Automatic vector group detection
- Verification of demagnetization process
- Magnetic balance test

Connecting TRT to Test Object

Three-Phase Transformer

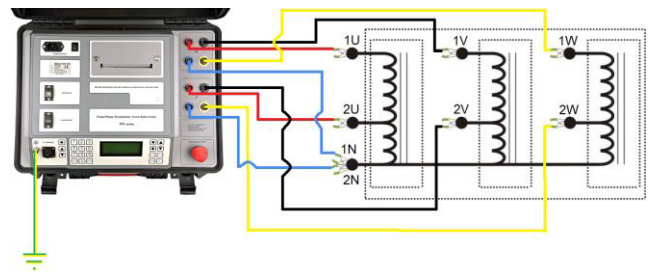
TRT is programmed to automatically test turns ratio, phase shift, and excitation current of power and distribution transformer types defined by CEI/IEC, IEEE, and ANSI standards. Using two sets of four cables, all bushings of the primary and the secondary sides are connected only once.



Connecting TRT to a three-phase transformer

Three-Phase Autotransformer

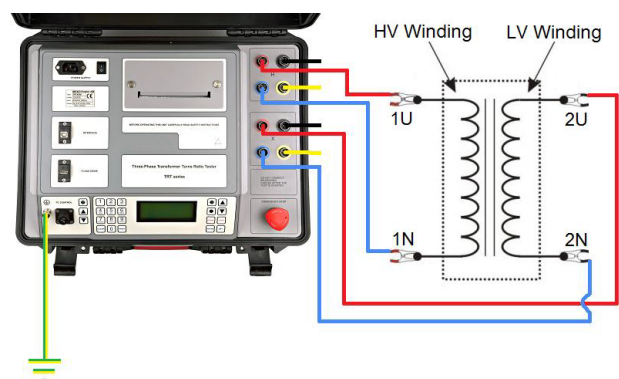
TRT is also programmed to automatically test turns ratio, phase shift, and excitation current of autotransformer types defined by CEI/IEC, IEEE, and ANSI standards. Using two sets of four cables, all bushings of the primary and the secondary sides are connected only once.



Connecting TRT to a three-phase autotransformer

Single-Phase Transformer

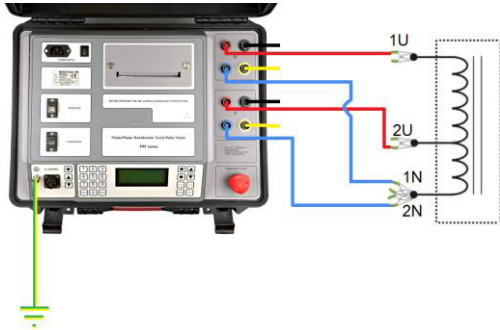
Although a three-phase device, TRT is able to test single-phase transformers. Either a special cable set or a three-phase cable set can be used for this purpose.



Connecting TRT to a single-phase transformer

Single-Phase Autotransformer

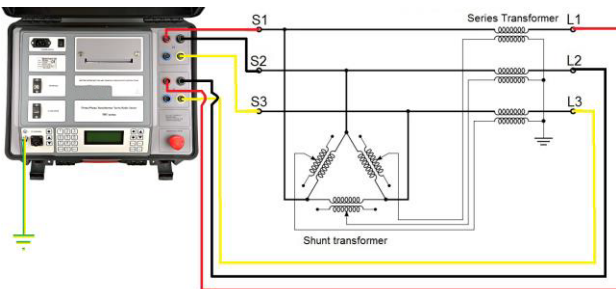
Although a three-phase device, TRT is able to test single-phase autotransformers. Either a special cable set or a three-phase cable set can be used for this purpose.



Connecting TRT to a single-phase autotransformer

Phase-Shifting Transformer

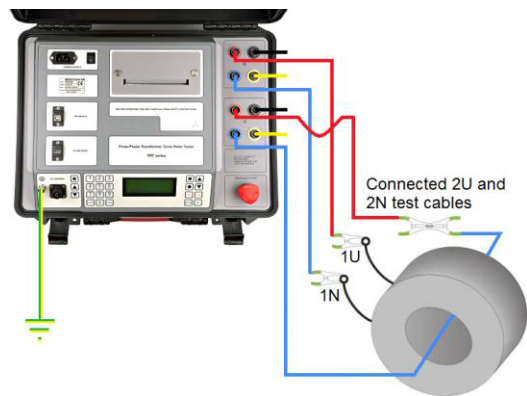
The presence of true three-phase test voltage allows TRT to test any type of transformer, even those with irregular vector groups, including phase-shifting transformers.



Connecting TRT to a phase-shifting transformer

Current Transformer

TRT can also be used for verifying turns ratio and polarity of current transformers (CTs). CTs are specially constructed transformers – they are instrument transformers with only one, or occasionally two primary turns. Larger number of turns is on the “X” (secondary) side of CTs. For that reason, when verifying CTs, the “X” test cables must be connected to the primary of a CT. If there are no primary terminals, the “X” cables should be slid through the CT core and short-circuited.



Connecting TRT to an unmounted current transformer

Benefits and Features

True Three-Phase Test Voltage

TRT (except TRT03) is a true three-phase turns ratio tester. Unlike other so-called “three-phase” testers that allow only connecting to three transformer phases at once, TRT also has the ability to output true three-phase test voltage, without any additional devices or modules. This allows testing any transformer type, including special designs such as phase shifting, arc furnace, rectifier transformers, etc. Besides measuring a turns ratio, it can also measure a voltage ratio of three-phase transformers, simulating real transformer working condition. By applying true three-phase test voltage, and by measuring induced three-phase voltage, TRT is able to determine actual phase shifts between HV and LV side voltages, and not just 0 or 180 degrees shift that is obtained by testing transformers with single-phase test voltage in turns.

Accuracy

The highest accuracy in the market, for all three parameters measured – turns ratio, excitation current, and phase angle – makes potential transformer irregularities and faults more visible.

Resolution

Excitation current measurement is important for determining problems in the transformer magnetic core. High measurement resolution enables better tracking of the current trend through all tap positions.

Interchangeable cables with TWA

TRT uses the same cable set as Three-phase Winding Ohmmeter & Tap Changer Analyzer TWA. This enables one-time cable setup for performing six tests: turns ratio, excitation current, phase angle, winding resistance, on-load tap changer test, and demagnetization, thus making TRT and TWA one measurement system.

Automatic Vector Group Detection

TRT is able to automatically detect vector group of three-phase transformers and auto-transformers. This is possible both with and without PC software.

Software

The Amperis software is included in the purchase price, and all its updates are free of charge. The software allows full control of TRT functions from a PC, creating and storing test plans, and downloading test results from the instrument’s internal memory. All results are presented both numerically and graphically, for an easy and convenient analysis. Test results can be directly exported to excel document. Customized test report can be generated, edited, saved in several file formats including pdf, and printed.

Magnetic Balance Test

This test helps in detecting possible problems in the transformer magnetic core. The test is completely automatic and requires no changes in cable setup comparing to turns ratio test. Results are presented both numerically and graphically.

Memory

There is enough memory in the TRT to store 200 test records. Each record consists of 50 test readings.

USB Flash Drive

Results can also be exported to a USB memory through integrated USB flash drive.

Tap Changer Control Unit

TRT has a built-in tap changer control unit, which allows remote on-load tap changer operation. A single operator can perform complete testing very quickly.

Built-in Printer

Built-in thermal printer, 112 mm (4.4 in) wide, is an optional accessory.

Technical Data

Mains Power Supply

- Connection: according to IEC/EN60320-1; UL498, CSA 22.2
- Mains supply: 90 – 264 V AC, 50/60 Hz
- Input power:
200 VA (for TRT03, TRT30 and TRT33)
250 VA (for TRT63)
- Fuse: 2 A / 250 V, type F, not user replaceable

Turns Ratio Measurement

- Range: 0.8 – 50 000
- Resolution: 5 digits
- Typical accuracy:

@250 V AC	@100 & 80 V AC
0.8 – 999: ±0.03%	0.8 – 999: ±0.05%
1 000 – 3 999: ±0.05%	1 000 – 3 999: ±0.05%
4 000 – 14 999: ±0.05%	4 000 – 14 999: ±0.1%
15 000 – 19 999: ±0.05%	15 000 – 19 999: ±0.2%
20 000 – 50 000: ±0.1%	20 000 – 50 000: ±0.25%
@40 V AC	@10 & 8 V AC
0.8 – 999: ±0.05%	0.8 – 999: ±0.05%
1 000 – 3 999: ±0.1%	1 000 – 3 999: ±0.1%
4 000 – 14 999: ±0.2%	4 000 – 15 000: ±0.2%
15 000 – 20 000: ±0.3%	
@1 V AC	
0.8 – 999: ±0.05%	
1 000 – 4 000: ±0.1%	

Excitation Current Measurement

- Range: 0 – 2 A
- Resolution:

0.0000 – 9.9999 mA	0.1 µA
10.000 – 99.999 mA	1 µA
100.00 – 999.99 mA	10 µA
1.0000 – 2.0000 A	100 µA
- Typical accuracy: ±(0.25% rdg + 0.5 mA)

Phase Angle Measurement

- Range: 0 – 360°
- Resolution: 0.01°
- Typical accuracy: ±0.05°

Test Voltages

- TRT63A: 1, 8, 40, 100, 250 V AC
- TRT63B: 1, 10, 40, 100, 250 V AC
- TRT63C: 1, 8, 40, 80, 250 V AC
- TRT33A: 1, 8, 40, 100 V AC
- TRT33B: 1, 10, 40, 100 V AC
- TRT33C: 1, 8, 40, 80 V AC
- TRT30A: 8, 40, 100 V AC
- TRT30B: 10, 40, 100 V AC
- TRT30C: 8, 40, 80 V AC
- TRT03A: 8, 40, 100 V AC
- TRT03B: 10, 40, 100 V AC
- TRT03C: 8, 40, 80 V AC

Display

- LCD screen 20 characters by 4 lines;
- LCD display with backlight, visible in bright sunlight

Interface

- USB (standard)
- RS232 (optional)

Data Storage

- TRT can store up to 10 000 test results

Dimensions and Weight

- Dimensions (W x H x D):
478 x 194 x 390 mm / 18.82 x 7.64 x 15.35 in
- Weight:
8 kg / 17.6 lbs (TRT03, TRT30 and TRT33)
9 kg / 19.8 lbs (TRT63)

Environmental Conditions

- Operating temperature:
-10 °C – +55 °C / +14 °F – +131 °F
- Storage & transportation temperature:
-40 °C – +70°C / -40 °F – +158 °F
- Humidity: 5% – 95% relative humidity, non-condensing

Warranty

- 3 years

Printer (optional)

- Built-in thermal printer
- Paper width 112 mm / 4.4 in
- Printer operating temperature:
0 °C – +50 °C / +32 °F – +122 °F
- Printer density is guaranteed in this range:
+5 °C – +40 °C / +41 °F – +104 °F
20 – 85% relative humidity, non-condensing

Applicable Standards

- Installation/Overtoltage category: II
- Pollution degree: 2
- Safety: LVD 2014/35/EU (CE Conform)
Standard EN 61010-1:2001
- EMC: Directive 2014/30/EU (CE Conform)
Standard EN 61326-1:2006

All specifications herein are valid at ambient temperature of +25 °C and recommended accessories.
Specifications are subject to change without notice.



H winding test cable set

X winding test cable set

Transport case

Plastic transport case




Cable plastic case – large size

Cable plastic case with wheels – large size

Cable plastic case – medium size

Cable plastic case with wheels – medium size




TRTC Verification Calibrator

TRTC cables with banana plugs


Cable bag

TRT Standard Series - Models


TRT63 (TRT63A, TRT63B, TRT63C)

	<p>Test voltage source: Single-phase True three-phase</p> <p>Test voltages: From 1 V AC to 250 V AC</p>	<p>Weight: 9 kg 19.8 lbs</p>
---	---	---


TRT33 (TRT33A, TRT33B, TRT33C)

	<p>Test voltage source: Single-phase True three-phase</p> <p>Test voltages: From 1 V AC to 100 V AC</p>	<p>Weight: 8 kg 17.6 lbs</p>
---	---	---

TRT30 (TRT30A, TRT30B, TRT30C)

	<p>Test voltage source: Single-phase True three-phase</p> <p>Test voltages: From 8 V AC to 100 V AC</p>	<p>Weight: 8 kg 17.6 lbs</p>
---	---	---

TRT03 (TRT03A, TRT03B, TRT03C)

	<p>Test voltage source: Single-phase</p> <p>Test voltages: From 8 V AC to 100 V AC</p>	<p>Weight: 8 kg 17.6 lbs</p>
---	--	---

Order Info

Instrument	Article No
Three-phase Transformer Turns Ratio Tester TRT03A	TRT03AX-N-01
Three-phase Transformer Turns Ratio Tester TRT03B	TRT03BX-N-01
Three-phase Transformer Turns Ratio Tester TRT03C	TRT03CX-N-01
True Three-phase Transformer Turns Ratio Tester TRT30A	TRT30AX-N-01
True Three-phase Transformer Turns Ratio Tester TRT30B	TRT30BX-N-01
True Three-phase Transformer Turns Ratio Tester TRT30C	TRT30CX-N-01
True Three-phase Transformer Turns Ratio Tester TRT33A	TRT33AX-N-01
True Three-phase Transformer Turns Ratio Tester TRT33B	TRT33BX-N-01
True Three-phase Transformer Turns Ratio Tester TRT33C	TRT33CX-N-01
True Three-phase Transformer Turns Ratio Tester TRT63A	TRT63AX-N-01
True Three-phase Transformer Turns Ratio Tester TRT63B	TRT63BX-N-01
True Three-phase Transformer Turns Ratio Tester TRT63C	TRT63CX-N-01

Included accessories
Windows-based PC software including USB cable
Tap changer control cable 5 m (16.4 ft)
Mains power cable
Ground (PE) cable
Transport case

Recommended accessories	Article No
H winding test lead set, 4 x 10 m (32.8 ft) with TTA clamps (compatible with TWA and TRT series)	HC-10-4FMCWC
X winding test lead set, 4 x 10 m (32.8 ft) with TTA clamps (compatible with TWA and TRT series)	XC-10-4FFCWC
Cable plastic case – large size	CABLE-CAS-03

Optional accessories	Article No
H winding test lead set, 4 x 5 m (16.4 ft) with TTA clamps (compatible with TWA and TRT series)	HC-05-4FMCWC
X winding test lead set, 4 x 5 m (16.4 ft) with TTA clamps (compatible with TWA and TRT series)	XC-05-4FFCWC
H winding test lead set, 4 x 15 m (49.2 ft) with TTA clamps (compatible with TWA and TRT series)	HC-15-4FMCWC
X winding test lead set, 4 x 15 m (49.2 ft) with TTA clamps (compatible with TWA and TRT series)	XC-15-4FFCWC
H winding test lead set, 4 x 20 m (65.6 ft) with TTA clamps (compatible with TWA and TRT series)	HC-20-4FMCWC
X winding test lead set, 4 x 20 m (65.6 ft) with TTA clamps (compatible with TWA and TRT series)	XC-20-4FFCWC
H winding cable extension set, 4 x 5 m (16.4 ft) (compatible with TWA and TRT series)	HE-05-4FMCFC

X winding cable extension set, 4 x 5 m (16.4 ft) (compatible with TWA and TRT series)	XE-05-4FFCMC
H winding cable extension set, 4 x 10 m (32.8 ft) (compatible with TWA and TRT series)	HE-10-4FMCFC
X winding cable extension set, 4 x 10 m (32.8 ft) (compatible with TWA and TRT series)	XE-10-4FFCMC
H winding cable extension set, 4 x 15 m (49.2 ft) (compatible with TWA and TRT series)	HE-15-4FMCFC
X winding cable extension set, 4 x 15 m (49.2 ft) (compatible with TWA and TRT series)	XE-15-4FFCMC
H winding test lead set, 4 x 5 m (16.4 ft) with TTA clamps (compatible with TRT series only)	HC-05-4TRTMW
X winding test lead set, 4 x 5 m (16.4 ft) with TTA clamps (compatible with TRT series only)	XC-05-4TRTFW
H winding test lead set, 4 x 10 m (32.8 ft) with TTA clamps (compatible with TRT series only)	HC-10-4TRTMW
X winding test lead set, 4 x 10 m (32.8 ft) with TTA clamps (compatible with TRT series only)	XC-10-4TRTFW
H winding test lead set, 4 x 15 m (49.2 ft) with TTA clamps (compatible with TRT series only)	HC-15-4TRTMW
X winding test lead set, 4 x 15 m (49.2 ft) with TTA clamps (compatible with TRT series only)	XC-15-4TRTFW
H winding test lead set, 4 x 20 m (65.6 ft) with TTA clamps (compatible with TRT series only)	HC-20-4TRTMW
X winding test lead set, 4 x 20 m (65.6 ft) with TTA clamps (compatible with TRT series only)	XC-20-4TRTMW
H winding cable extension set, 4 x 5 m (16.4 ft) (compatible with TRT series only)	HE-05-4TRTMF
X winding cable extension set, 4 x 5 m (16.4 ft) (compatible with TRT series only)	XE-05-4TRTFM
H winding cable extension set, 4 x 10 m (32.8 ft) (compatible with TRT series only)	HE-10-4TRTMF
X winding cable extension set, 4 x 10 m (32.8 ft) (compatible with TRT series only)	XE-10-4TRTFM
H winding cable extension set, 4 x 15 m (49.2 ft) (compatible with TRT series only)	HE-15-4TRTMF
X winding cable extension set, 4 x 15 m (49.2 ft) (compatible with TRT series only)	XE-15-4TRTFM
Cable plastic case – small size	CABLE-CAS-01
Cable plastic case – medium size	CABLE-CAS-02
Cable plastic case with wheels – medium size	CABLE-CAS-W2
Cable plastic case with wheels – large size	CABLE-CAS-W3
Transport case	HARD-CASE-LC
Transport case with wheels	HARD-CASE-LW
Plastic transport case	HARD-CASE-PC
Plastic transport case with wheels	HARD-CASE-PW

Built-in thermal printer 112 mm (4.4 in)	PRINT-112-00
Thermal paper roll 112 mm (4.4 in)	PRINT-112-RO
Bluetooth communication module	BLUET-MOD-01
Inverter 12 V DC to 230 V AC, 50 Hz	IN650-12-230
Verification Calibrator TRTC	TRTC-05-4800
H winding test lead set, 4 x 1 m (3.28 ft) with banana plugs	HC-01-4LMCBP
X winding test lead set, 4 x 1 m (3.28 ft) with banana plugs	XC-01-4LFCBP
Cable bag	CABLE-BAG-00
TWA-TRT safety switchbox with ground cable	SWTCH-BOX-00
H connection between instrument and switchbox, 4 x 0,8 m (2.62 ft)	HE-08-4FMCMC
X connection between instrument and switchbox, 4 x 0,8 m (2.62 ft)	XE-08-4FFCFC